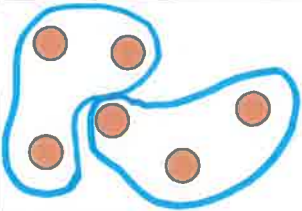
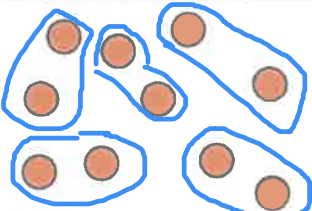
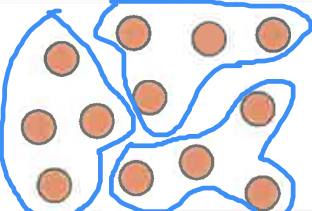
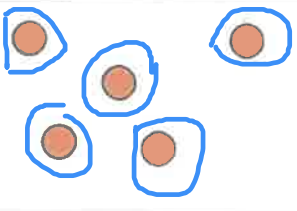


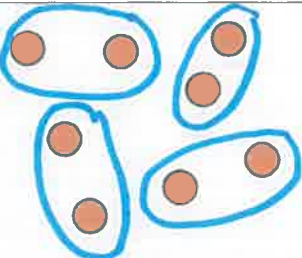
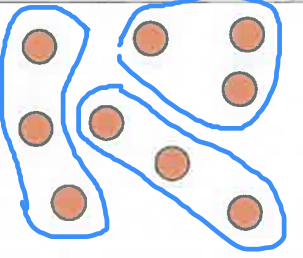
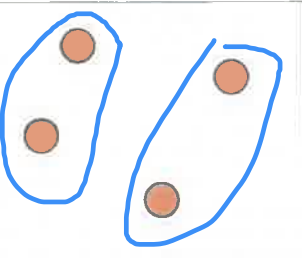
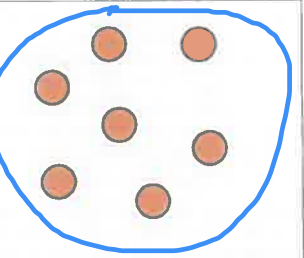
Unit 4: Multiplication and Division

Lesson 8: Modelling Division – Practice Questions

1. Figure out how many groups there are and then write a division sentence. The first one is done for you.

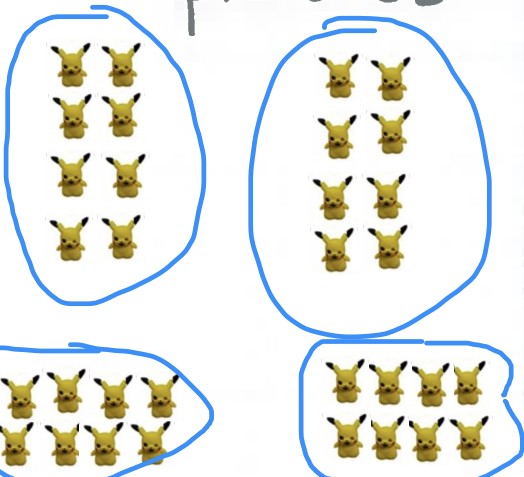
Make groups of 3	Make groups of 2.	Make groups of 4.	Make groups of 1.
			
2 groups of 3 $6 \div 3 = 2$	5 groups of 2 $10 \div 2 = 5$	3 groups of 4 $12 \div 4 = 3$	5 groups of 1 $5 \div 1 = 5$

2. Figure out how many items are in each group and then write a division sentence. The first one is done for you.

Make 4 equal groups.	Make 3 equal groups.	Make 2 equal groups.	Make 1 equal group.
			
4 groups of 2 $8 \div 4 = 2$	3 groups of 3 $9 \div 3 = 3$	2 groups of 2 $4 \div 2 = 2$	1 group of 7 $7 \div 1 = 7$

3. Juan has 32 Pokémon erasers and he shares them equally with three friends (4 people altogether). How many Pokémon erasers does each person get?

pictures



numbers


4 groups of 8
 $32 \div 4 = 8$

words

Juan and his friends get 8 Pokémon erasers each.

4. Levana has 24 apples and she puts them into bags. Each bag has six apples inside.
How many bags did Levana pack?

pictures



numbers

4 groups of 6

$$24 \div 6 = 4$$

words

Levana has got 4 bags of apples,
with 6 apples in each bag.